

CONGRATULATIONS!

WEGG is now in your hands.
Here is some information
to get to know it, use it
and keep it always
like brand new.

100% Made in Italy
Certified Italian product



Design



Sede di Pordenone

Brian Diaz | Mattia Gobbo
Bruno Testa



wineWEGGDesign

WEGG is a trademark
of WWD Srl, Pordenone, Italy

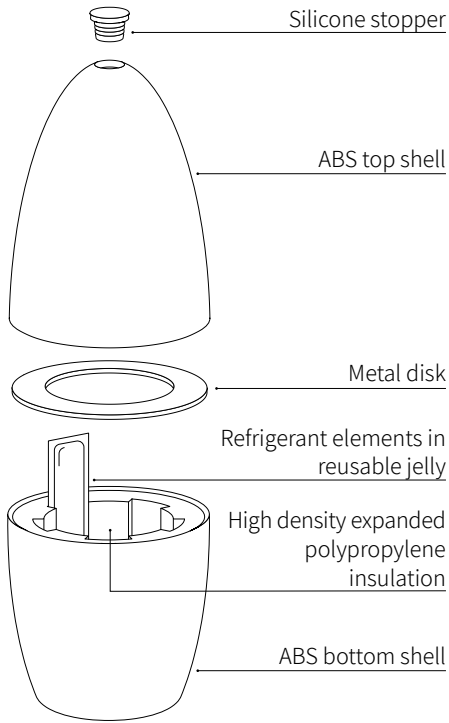
w-egg.it



USER MANUAL



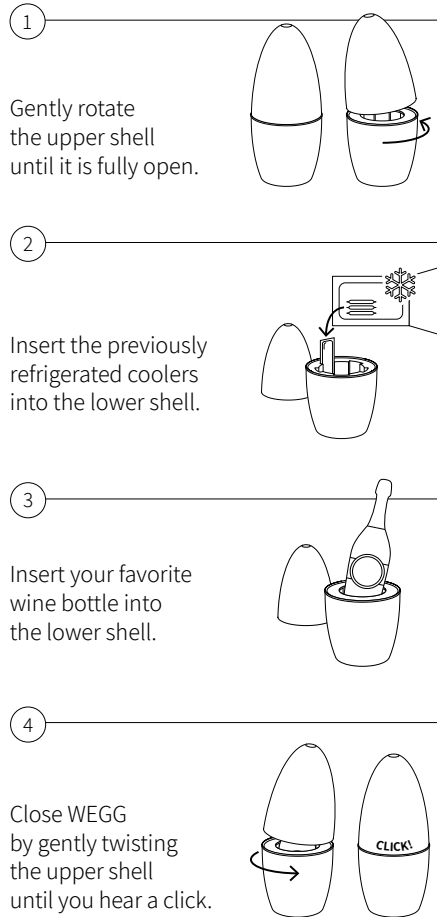
HOW IT IS DONE



HOW TO CLEAN IT

It will be enough to clean WEGG with a damp cloth after each use. We do not recommend the use of degreasers or aggressive products that could affect the finishing.

HOW TO USE IT



HOW TO USE THE COOLING ELEMENTS

Usage tips

- For bottles with \varnothing max 80 mm (for non-sparkling wines, eg Bordolese, Burgognotta and Renana bottles), we recommend using up to 5 cooling elements.




- For bottles of \varnothing of more than 80 mm (sparkling wines, eg Champagnotta bottles), it is recommended to use a maximum of 3 refrigerating elements.



Cooling power

From 1 to 3 elements: maintenance of the initial temperature

4 to 5 elements: temperature reduction up to 10°C in one hour



Warnings: do not force the insertion of bottles, in case of friction, reduce the number of cooling elements. To insert them correctly, first remove the decorative disc. It is not recommended to insert the cooling elements with the decorative disk as they may cut themselves